



January 2018

CERTIFIED AUDIENCE STATEMENT

contact information

A&E Magazine
a-e-mag.com

A&E is intended for professionals involved in awards, recognition and custom gifts, and the embellishment of such products via engraving, sublimation, sandcarving and related processes.

National Business Media, Inc
P.O. Box 1416
Broomfield, CO 80038
nbm.com
(800) 669-0424

about this report

This audience report details print and digital activities for **A&E**, based on industry-specific distribution and viewership. This report is produced monthly to provide certified data that is current and accurate, consistent with the integrity of the publisher's delivery and reporting protocols and disciplines.

The publisher collects specific business demographic detail for each individual recipient, renewable every two years. These criteria are used to determine audience distribution eligibility.

I. Magazine Highlights

a. magazine distribution minimums; rate base logic and methodology

Magazine advertising rates are based on minimum distribution to 16,000 active industry professionals, delivered in either print or digital formats, or both.

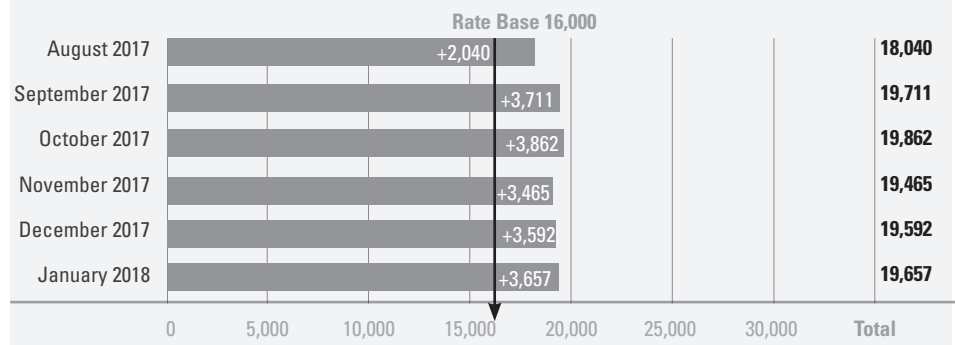
- Publisher may exceed the minimum guaranteed delivery without increasing advertising rates.
- Copies distributed in excess of guaranteed delivery may vary; those additional copies are considered bonus distribution and are not included in the logic to determine advertising rates.
- Electronic copies are sent consistent with standards set by the CAN-SPAM Act of 2003.
- Printed copies follow USPS Periodicals mailing guidelines and are reported and published annually with the publication's Statement of Ownership, in addition to the report herein.

b. january issue breakdown

Print copies delivered through USPS channels to subscribers and industry suppliers.....	7,040
Digital copies delivered through electronic channels to subscribers and industry suppliers (did not receive the print copy).....	12,617
Total Distribution this issue	19,657

* in addition to the above digital numbers, 1,188 individuals received both the print and digital copies but are counted only once, as part of the print totals. These recipients meet publisher's audience criteria.

6 months magazine distribution at a glance



A&E Magazine • National Business Media, Inc. • PO Box 1416, Broomfield, CO 80038 • (800) 669-0424
(303) 469-0424 • a-e-mag.com • nbm.com



II. eMedia Highlights

-December 2017

c. emedia rate base logic

eMedia advertising rates are based on guaranteed delivery to 40,000 industry professionals. Any distribution above the guaranteed amount is bonus and not considered part of the advertising rate base.

d. website rate base logic

Advertising rates are based on a minimum guarantee of 27,000 per month. The website – www.a-e-mag.com – has no restrictions to viewers.

Page views are divided by “share of voice” for advertisements rotated within specific pages of the overall website. THE NBM SHOW (www.thenbmshow.com) is a separate website.

Total Web Pages Viewed December 2017

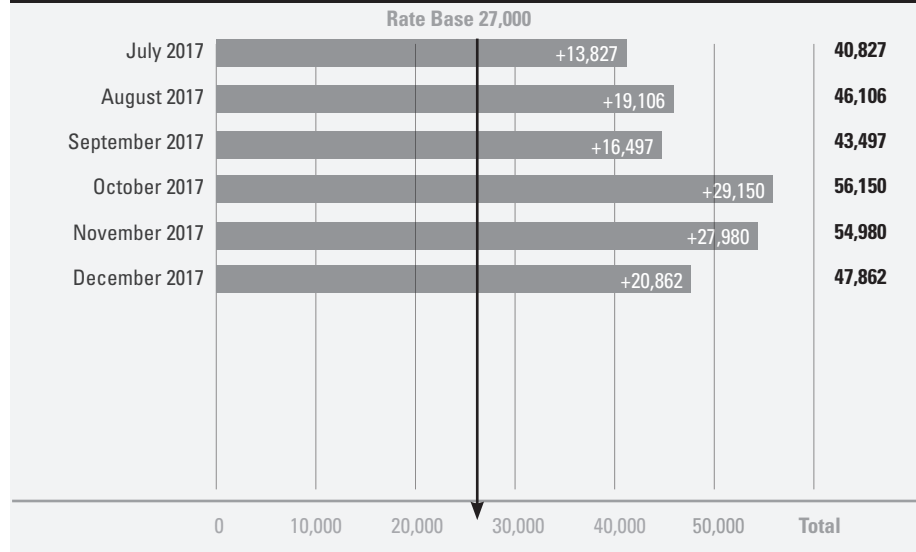
A&E..... 47,862

eNewsletter Program Results

Quantity Delivered

eNewsletter	41,672
Products and Deals	41,710

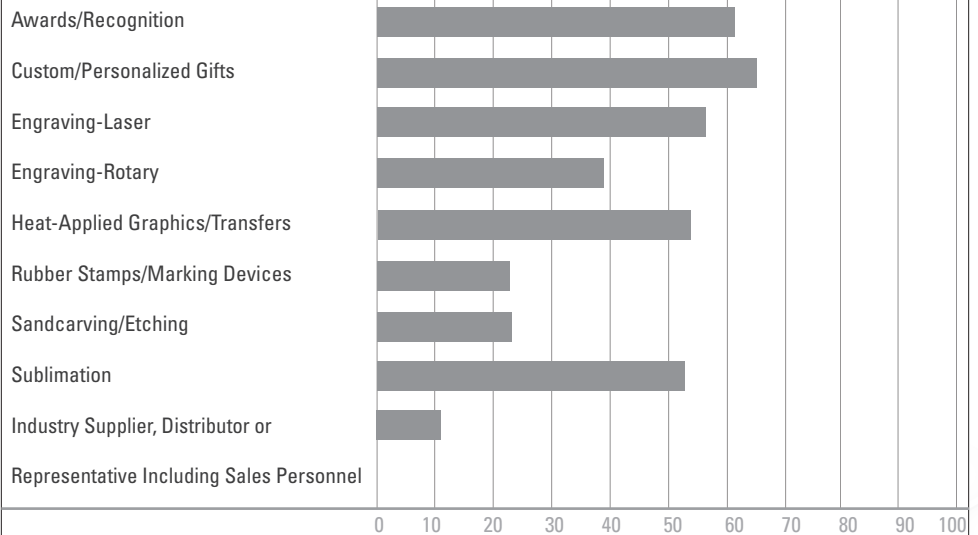
website views - 6 months at a glance



III. Representative Magazine and eMedia Audience Demographics

e. areas of business activities*

Awards/Recognition	61.6%
Custom/Personalized Gifts	64.1%
Engraving-Laser	57.1%
Engraving-Rotary	38.7%
Heat-Applied Graphics/Transfers	54.7%
Rubber Stamps/Marking Devices	23.4%
Sandcarving/Etching	23.5%
Sublimation	53.8%
Industry Supplier and Supplier Personnel	11.6%



*Total equals more than 100% because readers check all of the categories that apply.

I certify that this information is correct and complete. **Date:** January 2018



Daniel B. Peckham

Daniel Peckham
Publisher

Lori Farstad

Lori Farstad
VP, Audience

A&E Magazine • National Business Media, Inc.
PO Box 1416, Broomfield, CO 80038 • (800) 669-0424
(303) 469-0424 • a-e-mag.com • nbm.com